

DRAMATIC PLAY TIPS

Camping Edition

SET UP

Play sparks creativity and helps children develop critical thinking skills by allowing them to explore scenarios and experiment with different outcomes. By doing something as simple as pretending to be camping, your child can build many early literacy skills, all through play.

- Build a blanket fort to use as your tent
- Make a fire out of paper towel rolls and red or orange construction paper, tissue paper, or even scrap paper your child has colored to look like a fire
- Decorate two toilet paper rolls, then glue them together to make a pair of binoculars
- Turn out the lights, grab a flashlight, and get cozy in your tent



READING

What better way to spend an evening than snuggled up in a blanket fort sharing stories? Check out some camping books from the library and spend time before, during, or after your camping adventure reading them together.



WRITING

Grab a few sheets of paper and fold them in half hamburger-style to make a book. Let your child write and illustrate their own story about camping. If your little one is still too young to write words and letters, they can scribble a made up story. You can also practice both writing and talking by asking them to describe each picture to you and helping them write the words.



TALKING

How do you make a fort? Talk with your child about what they want to try as you work together to build your tent.

Camping is all about being in nature, so take your play outside with a walk! As you explore the outdoors, talk about what you are seeing.

SINGING

*Did You Ever
Go a-Camping?*

*(to the tune of "Did You
Ever See a Lassie?")*

*Did you ever go a-camping
A-camping, a-camping
Did you ever go a-camping
And sleep in a tent?*

*Continue, adding other activities like "look at
the stars" or "build a campfire."
What else can you do when you're camping?*



PLAYING

What does your child like to do while camping? You can sit around your pretend campfire and make up stories, wait until it's dark to go outside and look at the stars, or even make up your own scavenger hunt and explore your neighborhood "wilderness" searching for each item.




This project is supported by the Arizona State Library, Archives & Public Records, a division of the Secretary of State, with federal funds from the Institute of Museum and Library Services.

Camping Scavenger Hunt



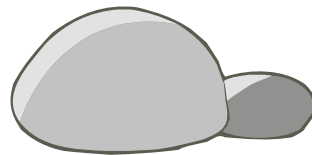
a pinecone




a bird




a leaf



a rock



a flower



a stick



a feather



a butterfly



a bug



a cloud